

MORNING NOTE

For Internal Circulation

Wednesday, 24 June 2009

Company Highlights

- **China Yuanbang Holdings Limited** (the "Company") wishes to announce that its wholly-owned subsidiary, Guangdong Yuanbang Real Estate Development Co., Ltd ("Guangdong Yuanbang"), has obtained a bank loan totalling RMB320 million (the "Loan"), for a tenure of three years from Bank of China, Guangzhou Branch (the "Bank"). The proceeds from the Loan will be used for the development of Wenchang Project.
- **Dayen Environmental Limited**, a leading environmental engineering specialist providing integrated systems for waste and water treatment has signed a Memorandum of Understanding with ConSideR Group SA ("ConSideR") and Colsen International b.v. ("Colsen") in a cooperation scheme that comprised Colsen and ConSideR Group providing specific sludge management, microbiological wastewater and biomass treatment and utilization expertise to complement Dayen's range of services with a view to close the sustainability cycle for their clients.
- **China Yongsheng Limited** (the "Company") has been reprimanded by the Singapore Exchange ("The Exchange") on various accounts, including the failure to disclose the acquisition of a significant parcel of land in Suzhou, PRC (the "Acquisition") until queried by the Exchange. The Exchange also notes that there are internal control weaknesses relating to Board approval and payment procedures.
- **China Farm Equipment Limited** is glad to announce that one of its reputable brands, "Dragon Boat", has been recognized as a "Well-Known Trademark" under the harvesters category by the Trademark Office of the State Administration for Industry and Commerce of the People's Republic of China ("PRC").
- **Hartawan Holdings Limited** (the "Company") would like to announce that it has entered into a term sheet with Winsta Management Pte Ltd ("Winsta") in respect of the proposed sale by the Company to Winsta of all its shares in its wholly-owned subsidiary, HHMPL. The consideration for the sale is S\$1.18 million.

Source: SGX Masnet

Local and Regional Markets Headline

Singapore shares closed 1.80 per cent lower on Tuesday, in line with other regional stocks, spooked by doubts for an early recovery in the global economy. The blue-chip Straits Times Index fell 40.82 points to 2,226.10 on volume of 1.33 billion shares worth \$1.28 billion (US\$877 million). Losers overwhelmed gainers 387 to 119, with 846 stocks unchanged.

Malaysian shares closed 0.14 per cent lower on Tuesday following big declines on Wall Street and other regional bourses, dealers said. The Kuala Lumpur Composite Index lost 1.49 points to end at 1,044.48. Losers outnumbered gainers 451 to 213.

Hong Kong share prices closed 2.89 per cent lower on Tuesday, following slumps on Wall Street and regional bourses, dealers said. The Hang Seng Index closed down 521.18 points at 17,538.37. Turnover was HK\$66.24 billion (US\$8.49 billion).

The benchmark Nikkei fell 276.66 points to 9,549.61, at one point slipping as far as 9,511.45, its lowest since early June and a drop of over 3 per cent. The broader Topix fell 2.3 per cent to 901.69.

Source: BT Online

US Market News

The S&P 500 rose slightly on Tuesday as investors hunted for bargains a day after a steep sell-off, while the Nasdaq was flat and another delay for Boeing's 787 Dreamliner kept the Dow in the red. The Dow Jones industrial average .DJI dropped 16.10 points, or 0.19 percent, to close unofficially at 8,322.91. But the Standard & Poor's 500 Index .SPX gained 2.06 points, or 0.23 percent, to finish unofficially at 895.10. The Nasdaq Composite Index .IXIC shed 1.27 points, or 0.07 percent, to end at 1,764.92.

Source: Reuters

Substantial Shareholders' Transactions

Company	Substantial Shareholder	From (%)	To (%)
Asia Water Technology Ltd	EGN Nominees Pte. Ltd.	19.3	19.39
EZRA Holdings Ltd	UBS AG	6.09	5.98

Source: SGX Masnet

Our Recent Recommendations								
Date	Company	Rating		Price at Recommendation (S\$)	Target Price (S\$)	Last Price (S\$)	Return to Date (%)	Remarks
9-Jun-09	SC Global Developments Limited	Hold	M	1.050	1.130	1.100	-	1Q FY2009 results
3-Jun-09	Neptune Orient Lines	Buy	U	1.680	2.120	1.570	(6.5)	Rights Issue
1-Jun-09	MacarthurCook Industrial REIT	Hold	M	0.380	0.390	0.320	-	Update
29-May-09	Epure International Limited	Buy	M	0.445	0.550	0.435	(2.2)	Results Update
26-May-09	Ho Bee Investment Ltd	Hold	M	0.725	0.680	0.805	-	1Q FY2009 results
20-May-09	Sing Holdings Ltd	Buy	U	0.180	0.210	0.200	11.1	1Q FY09 results
18-May-09	ComfortDelGro Corp	Hold	M	1.300	1.370	1.270	-	Results Update
18-May-09	Singapore Telecommunications Ltd	Buy	M	2.800	3.800	2.900	3.6	FY2009 Results
14-May-09	Neptune Orient Lines (NOL)	Sell	M	1.400	1.140	1.570	-	1Q FY2009 Results
12-May-09	Cosco Corporation (S) Ltd	Sell	D	1.300	0.920	1.270	-	Results
11-May-09	DBS Group Holdings Limited	Hold	M	11.900	10.300	11.200	-	Results
11-May-09	StarHub Limited	Hold	M	1.960	2.140	2.060	-	Results
8-May-09	Parkway Life REIT	Buy	M	0.870	0.950	0.940	8.0	Results
8-May-09	UOB	Hold	M	15.080	14.600	14.140	-	Results
5-May-09	Singapore Post Limited	Hold	-	0.785	0.850	0.870	-	Initiating Coverage

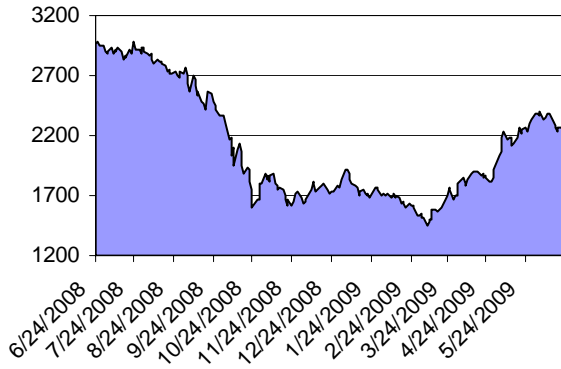
*Calculation is based on share price stated in the reports. Please refer to the individual reports for ratings history.

N - New, U - Upgrade, M - Maintain, D - Downgrade

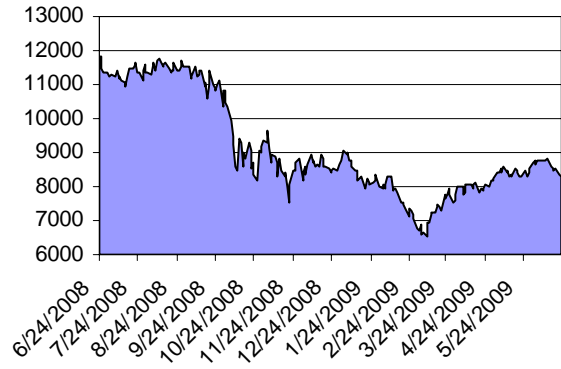
ETF Performance

ETF	% Change	Change	Last
CIMB FTSE ASEAN 40 ETF	-5.51	-0.36	6.17
SPDR® Gold Shares	-1.42	-1.30	90.30
Shares MSCI India ETF	-2.79	-0.15	5.23
Lyxor ETF MSCI AC Asia-Pacific Ex Japan	-4.67	-0.15	3.06
Lyxor ETF China Enterprise (HSCEI)	-3.70	-0.51	13.27
Lyxor ETF Commodities CRB	-2.87	-0.07	2.37
Lyxor ETF Hong Kong (HIS)	-3.40	-0.08	2.27
Lyxor ETF India (S&P CNX Nifty)	-1.24	-0.16	12.70
Lyxor ETF MSCI Korea	-3.02	-0.09	2.89
Lyxor ETF MSCI Taiwan	-2.01	-0.01	0.68
streetTracks® Straits Times Index Fund	-1.72	-0.04	2.28

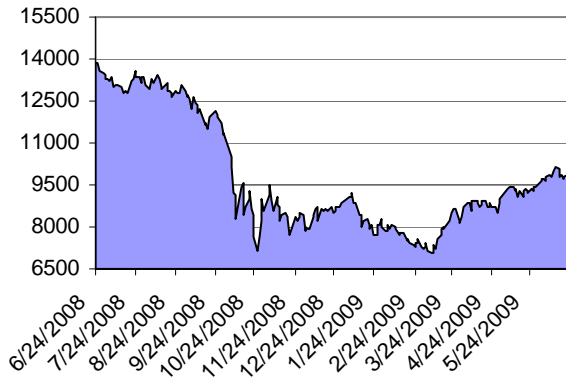
FSSTI Index



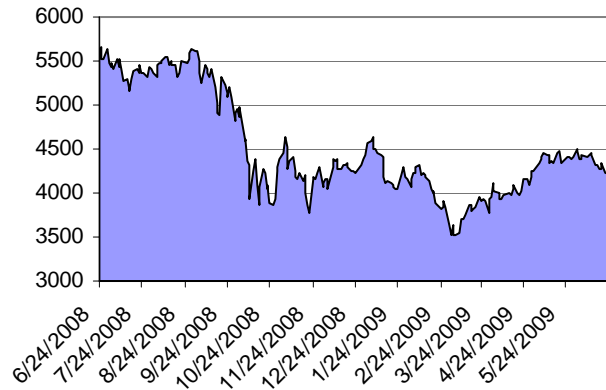
Dow Jones Industrial Average



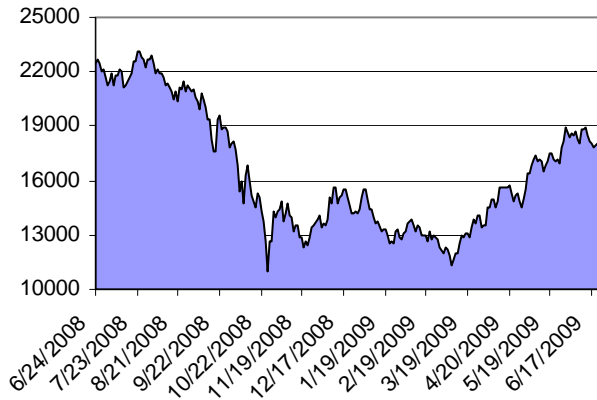
Nikkei 225



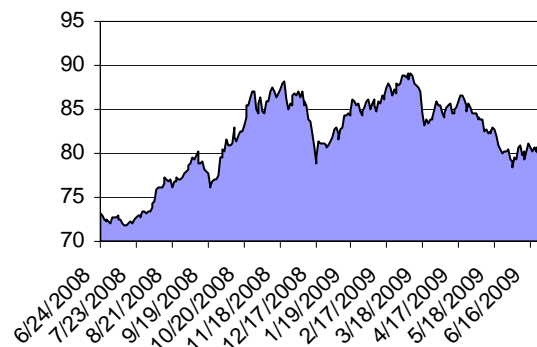
FTSE 100 Index



Hang Seng Index



Dollar Index Spot



Singapore

Indices		% Change	Change	Last
STRAITS TIMES INDEX	▼	-1.80	-40.82	2226.10
FTSE ST ALL SHARE INDEX	▼	-1.85	-10.25	543.94
FTSE ST FLEDGLING INDEX	▼	-1.48	-7.68	510.11
FTSE ST MID CAP INDEX	▼	-1.98	-10.21	505.00
FTSE ST SMALL CAP INDEX	▼	-2.24	-9.56	417.27
FTSE ST CHINA INDEX	▼	-2.45	-5.68	226.27
FTSE ST REAL ESTATE INDX	▼	-1.50	-7.64	501.85
FTSE ST RE INVEST TRUST	▼	-2.21	-9.48	419.08
FTSE ST OIL & GAS INDEX	▼	-1.49	-7.77	513.93
FTSE ST BASIC MATERIALS	▼	-1.42	-3.60	250.26
FTSE ST INDUSTRIALS INDX	▼	-3.13	-15.49	479.85
FTSE ST CONSUMER GOODS	▼	-2.44	-13.74	548.86
FTSE ST HEALTH CARE INDX	▼	-1.94	-9.81	497.07
FTSE ST CONSUMER SERVICE	▼	-1.33	-8.18	608.42
FTSE ST TELECOMMUNICATE	▲	+0.90	+6.36	710.57
FTSE ST UTILITIES INDEX	▼	-4.22	-15.13	343.73
FTSE ST FINANCIALS INDEX	▼	-1.89	-10.74	556.99
FTSE ST TECHNOLOGY INDEX	▼	-2.60	-14.14	529.35
FTSE SGX SHARIAH 100 IDX	▼	-2.20	-89.64	3990.75
FTSE/ASEAN 40 INDEX	▼	-1.45	-90.93	6175.94
MSCI SING CASH IX (SGX)	▼	-1.51	-4.12	267.86
TURNOVER (SHARES)				1,329,764,290
TURNOVER (S\$)				1,279,784,190
UP				119
DOWN				387
UNCHANGED				846

Top Volume	Last	Volume
China Hongx	0.135	89,751
GoldenAgr	0.385	65,817
Jade	0.035	50,894

Top Gainers	Last	Change
DBXT S&P Short 10US\$	70.120	+1.500
Jardine C&C	17.940	+0.440
OCBC Bk 4.5%NCPS 100	88.000	+0.200

Top Losers	Last	Change
DBXT FTVietnam 10US\$	44.000	-2.060
JMH 400US\$	24.500	-1.620
GLD 10US\$	90.300	-1.300

Major World Indices

Indices		% Change	Change	Last
TEL AVIV 100 INDEX	▼	-0.11	-0.83	782.63
HANG SENG INDEX	▼	-2.89	-521.18	17538.37
JAKARTA COMPOSITE INDEX	▼	-3.07	-60.64	1914.39
KUALA LUMPUR COMP INDEX	▼	-0.14	-1.49	1044.48
KOSPI INDEX	▼	-2.80	-39.17	1360.54
NIKKEI 225	▼	-2.82	-276.66	9549.61
STOCK EXCH OF THAI INDEX	▼	-2.14	-12.44	569.85
SHANGHAI SE COMPOSITE IX	▼	-0.12	-3.61	2892.70
TAIWAN TAIEX INDEX	▼	-2.27	-143.74	6197.47
BSE SENSEX 30 INDEX	▼	-0.02	-2.21	14324.01
ALL ORDINARIES INDX	▼	-3.01	-117.80	3793.00
S&P/TSX COMPOSITE INDEX	▲	+0.64	+62.54	9896.72
FTSE 100 INDEX	▼	-0.10	-4.03	4230.02
CAC 40 INDEX	▼	-0.21	-6.43	3116.82
DAX INDEX	▲	+0.29	+13.75	4707.15
DOW JONES INDUS. AVG	▼	-0.19	-16.10	8322.91
S&P 500 INDEX	▲	+0.23	+2.06	895.10
NASDAQ COMPOSITE INDEX	▼	-0.07	-1.27	1764.92
NYSE Arca Gold BUGS	▲	+4.24	+13.48	331.75

REIT Stocks

Name		% Change	Change	Last	Expected Report Date*
ASCENDAS INDIA TRUST		-2.143	-0.015	0.685	7/22/2009
AUSTRALAND PROPERTY GROUP		-2.885	-0.015	0.505	7/27/2009
ASCENDAS REAL ESTATE INV TRT		-4.667	-0.070	1.430	7/17/2009
ASCOTT RESIDENCE TRUST		0.000	0.000	0.660	7/22/2009
CAPITACOMMERCIAL TRUST		-4.192	-0.035	0.800	7/22/2009
CDL HOSPITALITY TRUSTS		0.667	0.005	0.755	7/29/2009
CAPITARETAIL CHINA TRUST		0.000	0.000	1.100	7/29/2009
CAMBRIDGE INDUSTRIAL TRUST		-2.857	-0.010	0.340	7/28/2009
CAPITAMALL TRUST		-0.758	-0.010	1.310	7/16/2009
FRASERS COMMERCIAL TRUST		-2.083	-0.005	0.235	8/25/2009
FRASERS CENTREPOINT TRUST		-0.592	-0.005	0.840	7/23/2009
FIRST REAL ESTATE INV TRUST		0.806	0.005	0.625	7/21/2009
FORTUNE REIT		-0.536	-0.020	3.710	7/29/2009
INDIABULLS PROPERTIES INVEST		0.000	0.000	0.270	11/13/2009
K-REIT ASIA		-2.577	-0.025	0.945	7/27/2009
LIPPO-MAPLETREE INDONESIA RE		-2.439	-0.010	0.400	8/10/2009
MACARTHURCOOK INDUSTRIAL REI		-3.030	-0.010	0.320	8/12/2009
MAPLETREE LOGISTICS TRUST		0.000	0.000	0.575	7/17/2009
PARKWAY LIFE REAL ESTATE		1.622	0.015	0.940	7/24/2009
STARHILL GLOBAL REIT		-3.906	-0.025	0.615	7/30/2009
SUNTEC REIT		-1.695	-0.015	0.870	7/30/2009
SAIZEN REIT		4.000	0.005	0.130	8/27/2009

*Dates may not be accurate

STI – Index Members

Name	% Change	Change	Last	Expected Report Date*
CAPITALAND LTD	-0.55	-0.02	3.59	7/27/2009
CAPITAMALL TRUST	-0.76	-0.01	1.31	7/16/2009
CITY DEVELOPMENTS LTD	-3.57	-0.31	8.38	8/13/2009
COMFORTDELGRO CORP LTD	+0.79	+0.01	1.27	8/13/2009
COSCO CORP SINGAPORE LTD	-3.05	-0.04	1.27	7/28/2009
DBS GROUP HOLDINGS LTD	-2.95	-0.34	11.20	8/7/2009
FRASER AND NEAVE LTD	-2.70	-0.10	3.60	8/7/2009
GENTING SINGAPORE PLC	-1.54	-0.01	0.64	8/13/2009
GOLDEN AGRI-RESOURCES LTD	-2.53	-0.01	0.39	8/12/2009
HONGKONG LAND HOLDINGS LTD	-2.06	-0.07	3.33	7/31/2009
JARDINE CYCLE & CARRIAGE LTD	+2.51	+0.44	17.94	8/7/2009
JARDINE MATHESON HLDGS LTD	-6.20	-1.62	24.50	8/1/2009
JARDINE STRATEGIC HLDGS LTD	-1.87	-0.26	13.64	7/31/2009
KEPPEL CORP LTD	-3.01	-0.20	6.45	7/31/2009
NEPTUNE ORIENT LINES LTD	+1.29	+0.02	1.57	8/5/2009
NOBLE GROUP LTD	-2.82	-0.05	1.72	8/13/2009
OVERSEA-CHINESE BANKING CORP	-1.82	-0.12	6.48	8/7/2009
OLAM INTERNATIONAL LTD	-1.82	-0.04	2.16	8/27/2009
SEMBCORP INDUSTRIES LTD	-3.27	-0.10	2.96	8/6/2009
SEMBCORP MARINE LTD	-2.91	-0.08	2.67	8/4/2009
SIA ENGINEERING CO LTD	-1.06	-0.03	2.81	7/23/2009
SINGAPORE PRESS HOLDINGS LTD	-1.62	-0.05	3.04	7/13/2009
SINGAPORE TECHNOLOGIES ENG	-2.03	-0.05	2.41	8/12/2009
SINGAPORE TELECOMMUNICATIONS	+1.05	+0.03	2.90	8/13/2009
SINGAPORE AIRLINES LTD	-1.28	-0.16	12.30	7/28/2009
SINGAPORE EXCHANGE LTD	-2.95	-0.21	6.90	8/7/2009
SMRT CORP LTD	-0.59	-0.01	1.68	7/24/2009
STARHUB LTD	-0.48	-0.01	2.06	8/5/2009
UNITED OVERSEAS BANK LTD	-1.39	-0.20	14.14	8/5/2009
WILMAR INTERNATIONAL LTD	-2.87	-0.14	4.74	8/14/2009

*Dates may not be accurate

Phillip Securities Research – Stocks Coverage (Table 1)

Name		% Change	Change	Last	Expected Report Date*
BH GLOBAL MARINE LIMITED	▼	-2.08	-0.01	0.24	7/17/2009
CAMBRIDGE INDUSTRIAL TRUST	▼	-2.86	-0.01	0.34	7/28/2009
CHINA FARM EQUIPMENT LTD	▼	-7.69	-0.01	0.12	8/12/2009
CHINA MILK PRODUCTS GROUP	▼	-3.57	-0.02	0.41	8/14/2009
CHINA SUNSINE CHEMICAL HLDGS	▲	+2.50	+0.01	0.21	7/31/2009
CHINA XLX FERTILISER LTD	▲	+0.00	+0.00	0.39	7/29/2009
CHINA ZAINO INTERNATIONAL	▼	-4.65	-0.01	0.21	8/6/2009
COMFORTDELGRO CORP LTD	▲	+0.79	+0.01	1.27	8/13/2009
COSCO CORP SINGAPORE LTD	▼	-3.05	-0.04	1.27	7/28/2009
CSC HOLDINGS LTD	▲	+0.00	+0.00	0.15	8/7/2009
DBS GROUP HOLDINGS LTD	▼	-2.95	-0.34	11.20	8/7/2009
EPURE INTERNATIONAL LIMITED	▼	-5.43	-0.03	0.44	8/13/2009

*Dates may not be accurate

Phillip Securities Research – Stocks Coverage (Table 2)

Name		% Change	Change	Last	Expected Report Date*
FRASERS COMMERCIAL TRUST	▼	-2.08	-0.01	0.24	8/25/2009
HI-P INTERNATIONAL LTD	▼	-4.00	-0.03	0.60	8/4/2009
HO BEE INVESTMENT LTD	▲	+0.00	+0.00	0.81	8/11/2009
MACARTHURCOOK INDUSTRIAL REI	▼	-3.03	-0.01	0.32	8/12/2009
MERCATOR LINES SINGAPORE LTD	▼	-4.41	-0.02	0.33	7/29/2009
MIDAS HOLDINGS LTD	▲	+4.70	+0.04	0.78	8/6/2009
MOBILEONE LTD	▲	+0.65	+0.01	1.54	7/23/2009
OVERSEA-CHINESE BANKING CORP	▼	-1.82	-0.12	6.48	8/7/2009
QIAN HU CORP LTD	▲	+0.00	+0.00	0.12	7/20/2009
SC GLOBAL DEVELOPMENTS LTD	▲	+0.92	+0.01	1.10	8/13/2009
SING HOLDINGS LTD	▼	-2.44	-0.01	0.20	8/14/2009
SINGAPORE POST LTD	▼	-1.14	-0.01	0.87	6/30/2009
SINGAPORE TELECOMMUNICATIONS	▲	+1.05	+0.03	2.90	8/13/2009
SINOTEL TECHNOLOGIES LTD	▼	-4.35	-0.01	0.22	7/31/2009
SMRT CORP LTD	▼	-0.59	-0.01	1.68	7/24/2009
STARHUB LTD	▼	-0.48	-0.01	2.06	8/5/2009
SUNVIC CHEMICAL HOLDINGS	▲	+0.00	+0.00	0.16	8/11/2009
UNITED OVERSEAS BANK LTD	▼	-1.39	-0.20	14.14	8/5/2009
YANLORD LAND GROUP LTD	▼	-2.59	-0.06	2.26	8/13/2009

*Dates may not be accurate

Stocks Dual Listed – Overseas

Name	Currency	% Change	Change	Last
CREATIVE TECHNOLOGY LTD	USD	+0.00	+0.00	2.48
CHARTERED SEMICONDUCTOR-ADR	USD	-3.90	-0.57	14.03
RELIANCE GENEMEDIX PLC	GBp	+0.00	+0.00	1.25
TIANJIN ZHONG XIN PHARM CO-A	CNY	+1.71	+0.29	17.27
SINGAPORE TELECOMM-CDI	AUD	+0.80	+0.02	2.52
CHINA MERCHANTS HLDGS INTL	HKD	-2.49	-0.55	21.55
PACIFIC ANDES INTL HLDG LTD	HKD	-2.60	-0.02	0.75
TPV TECHNOLOGY LTD	HKD	+0.57	+0.02	3.51

US Stocks

Name	% Change	Change	Last	Expected Report Date*
CELESTICA INC	+0.315	+0.020	6.36	7/24/2009
FLEXTRONICS INTL LTD	+1.511	+0.060	4.03	7/29/2009
INCREDIMAIL LTD	-0.414	-0.020	4.81	8/13/2009
SKINS INC	+0.000	+0.000	0.03	-
SPOOZ INC	0.0000	0.0000	0.0001	-

*Dates may not be accurate

US Bellwethers

Name	% Change	Change	Last	Expected Report Date*
3M CO	-0.71	-0.41	57.06	7/23/2009
ALCOA INC	-0.20	-0.02	10.00	7/8/2009
AMERICAN EXPRESS CO	+0.69	+0.16	23.39	7/21/2009
AT&T INC	+2.11	+0.51	24.66	7/23/2009
BANK OF AMERICA CORP	+2.43	+0.29	12.23	7/17/2009
BOEING CO	-6.46	-3.03	43.87	7/23/2009
CATERPILLAR INC	+1.98	+0.64	33.00	7/21/2009
CHEVRON CORP	+0.30	+0.20	65.96	7/31/2009
CISCO SYSTEMS INC	+0.87	+0.16	18.57	8/5/2009
COCA-COLA CO/THE	-0.40	-0.19	47.80	7/21/2009
DU PONT (E.I.) DE NEMOURS	+1.24	+0.30	24.40	7/21/2009
EXXON MOBIL CORP	+0.16	+0.11	68.95	7/31/2009
GENERAL ELECTRIC CO	+0.69	+0.08	11.60	7/17/2009
HEWLETT-PACKARD CO	-1.01	-0.38	37.36	8/18/2009
HOME DEPOT INC	-1.59	-0.37	22.88	8/18/2009
INTL BUSINESS MACHINES CORP	-0.08	-0.08	104.44	7/16/2009
INTEL CORP	+0.89	+0.14	15.82	7/14/2009
JOHNSON & JOHNSON	-0.87	-0.48	55.01	7/14/2009
JPMORGAN CHASE & CO	+2.13	+0.70	33.57	7/16/2009
KRAFT FOODS INC-CLASS A	+1.50	+0.38	25.63	7/28/2009
MCDONALD'S CORP	-0.77	-0.44	56.76	7/23/2009
MERCK & CO. INC.	-0.28	-0.07	25.11	7/21/2009
MICROSOFT CORP	+0.26	+0.06	23.34	7/23/2009
PFIZER INC	-0.41	-0.06	14.73	7/22/2009
PROCTER & GAMBLE CO/THE	-0.02	-0.01	50.55	8/5/2009
TRAVELERS COS INC/THE	-0.15	-0.06	41.00	7/30/2009
UNITED TECHNOLOGIES CORP	-1.41	-0.74	51.84	7/17/2009
VERIZON COMMUNICATIONS INC	+1.67	+0.50	30.52	7/27/2009
WAL-MART STORES INC	-0.49	-0.24	48.35	8/13/2009
WALT DISNEY CO/THE	+0.97	+0.22	22.88	7/30/2009

*Dates may not be accurate

Domestic Interbank Rates – Singapore

	Singapore Overnight Rate Average*	Overnight	1-Month	2-Month	3-Month	6-Month	12-Month
6/16/2009	0.0694	0.06	0.25	0.44	0.56	0.69	0.75
6/17/2009	0.0713	0.01	0.25	0.44	0.56	0.69	0.75
6/18/2009	0.0858	0.02	0.25	0.44	0.56	0.69	0.75
6/19/2009	0.0738	0.05	0.25	0.44	0.56	0.69	0.75
6/22/2009	0.1346	0.13	0.25	0.44	0.56	0.69	0.75
6/23/2009	0.1354	0.06	0.25	0.44	0.56	0.69	0.75

Source: Singapore Government Securities – <http://www.sgs.gov.sg>

* The Singapore Overnight Rate Average or SORA is the weighted average rate of all S\$ overnight cash transactions brokered in Singapore between 9am and 6.15pm. (SORA will be published daily with effect from 1 July 2005). Data (other than SORA) reflect closing offer rates.

Commodities & Currencies

Commodities	Price (EURO)	Price (US\$)
GOLD (NEW YORK SPOT PRICE)	€ 657.65	\$925.80
SILVER SPOT US\$ / OZ	€ 9.81	\$13.81
CRUDE OIL U.S. SPOT PRICES WTI CUSHIN - USD / BARREL	€ 48.83	\$68.74
OIL SPOT	€ 48.03	\$67.62

Commodities	Price (EURO)	Price (RM\$)
MALAYSIAN RUBBER BOARD STANDARD RUBBER NO. 10 FOB	€ 111.70	\$556.75
PALM OIL (RM\$/METRIC TON)	€ 446.71	\$2,226.50
TIN SPOT (KL TIN MARKET)	€ 2,989.44	\$14,900.00

Index	Change	Last
DOLLAR INDEX SPOT	-1.00	79.84

Currencies	Against S\$	Against US\$
AUSTRALIAN DOLLAR	1.1531	0.7939
CANADIAN DOLLAR	1.2634	1.1497
EURO	2.0448	1.4077
BRITISH POUND	2.3900	1.6455
US DOLLAR	1.4525	1.0000
CHINA RENMINBI	0.2125	6.8348
HONG KONG DOLLAR	0.1874	7.7501
JAPANESE YEN	1.5253	95.2225
KOREAN WON	0.1125	1290.6750
MALAYSIAN RINGGIT	0.4095	3.5470
THAI BAHT	0.0425	34.1600

US Treasury Yields

Maturity	Today	Yesterday	Last Week	Last Month
3 Months	0.17	0.16	0.14	0.15
6 Months	0.32	0.32	0.27	0.28
2 Years	1.09	1.13	1.17	0.88
3 Years	1.70	1.73	1.77	1.38
5 Years	2.67	2.70	2.67	2.21
10 Years	3.62	3.68	3.65	3.45
30 Years	4.36	4.44	4.47	4.39

Yield Spread (10 yrs - 3 mths) +3.45

Yield Spread (30 yrs - 10 yrs) +0.74

Source: Data provided by ValuBond – <http://www.valubond.com>

Calendar

Earning Announcement – Singapore

Name	Expected Report Date*
Equinox Offshore Accommodation Ltd	June 24, 2009
Freight Links Express Holdings Ltd	June 25, 2009
Scorpio East Holdings Ltd	June 25, 2009
Stamford Tyres Corp Ltd	June 25, 2009
Japan Land Ltd	June 26, 2009
Khong Guan Flour Milling Ltd	June 26, 2009
Popular Holdings Ltd	June 26, 2009
St James Holdings Ltd/Singapore	June 26, 2009
Thomson Medical Centre Ltd	June 26, 2009
Ipco International Ltd	June 27, 2009
Singapore Post Ltd	June 30, 2009
Sino-Environment Technology Group Ltd	June 30, 2009

*Dates may not be accurate

Economic Announcement – Singapore

Topic	Frequency	Planned Release Date*			
		Jun 2009	Jul 2009	Aug 2009	Sep 2009
GDP					
Advance GDP Estimates	Quarterly		NLT 14 (Q2 2009)		
Gross Domestic Product	Quarterly			NLT 21 (Q2 2009)	
Trade & Manufacturing					
Merchandise Trade	Monthly		17 (06 2009)	17 (07 2009)	17 (08 2009)
Index of Industrial Production	Monthly	26 (05 2009)	24 (06 2009)	26 (07 2009)	25 (08 2009)
Employment & Wages					
Unemployment Rate	Quarterly		31 (06 2009)		
Employment	Quarterly		31 (06 2009)		
Average Monthly Nominal Earnings Per Employee	Quarterly			31 (Q2 2009)	
Price Indices					
Consumer Price Index - overall index and sub- indices	Monthly		23 (06 2009)	24 (07 2009)	23 (08 2009)
Producer and International Trade Price Indices - Singapore Manufactured Products Price Index					
- Import Price Index	Monthly	29 (05 2009)	29 (06 2009)	28 (07 2009)	29 (08 2009)
- Export Price Index					
- Domestic Supply Price Index					
Consumer Price Index - by income group of households	Half-yearly			NLT 31 (H1 2009)	
Services					
Retail Sales and Catering Trade Indices	Monthly		15 (05 2009)	14 (06 2009)	15 (07 2009)
Wholesale Trade Index	Quarterly			21 (Q2 2009)	
Business Receipts Index	Quarterly			27 (Q2 2009)	
Business Expectations					
Business Expectations - services	Quarterly		31 (Q3 2009)		
- manufacturing					
Public Finance					
Central Government Operations	Monthly	30 (05 2009)	31 (06 2009)	31 (07 2009)	30 (08 2009)
Central Government Debt	Quarterly			18 (Q2 2009)	
General Government Operations	Annual				NLT 30 (2008)
External Accounts					
International Reserves	Monthly		07 (06 2009)	07 (07 2009)	07 (08 2009)
Balance of Payments	Quarterly			NLT 21 (Q2 2009)	
External Debt	Quarterly	NLT 30 (Q1 2009)			NLT 30 (Q2 2009)
International Investment Position	Annual	NLT 30 (2008)			
Population					
Mid-Year Population	Annual				

NLT = Not Later Than

* Reference date of data are indicated in brackets

Last updated: 1st June 2009Source: Statistics Singapore – <http://www.singstat.gov.sg>

Economic Announcement – US (2009)

Date	Statistic	For
24-Jun-2009	ABC Consumer Confidence	Jun 22
24-Jun-2009	MBA Mortgage Applications	Jun 20
24-Jun-2009	Durable Goods Orders	MAY
24-Jun-2009	Durables Ex Transportation	MAY
24-Jun-2009	New Home Sales	MAY
24-Jun-2009	New Home Sales MoM	MAY
25-Jun-2009	FOMC Rate Decision	Jun 25
25-Jun-2009	GDP QoQ (Annualized)	1Q F
25-Jun-2009	Personal Consumption	1Q
25-Jun-2009	GDP Price Index	1Q
25-Jun-2009	Core PCE QoQ	1Q
25-Jun-2009	Initial Jobless Claims	Jun 21
25-Jun-2009	Continuing Claims	Jun 14
25-Jun-2009	RPX Composite 28dy YoY	APR
25-Jun-2009	RPX Composite 28dy Index	APR
26-Jun-2009	Personal Income	MAY
26-Jun-2009	Personal Spending	MAY
26-Jun-2009	PCE Deflator (YoY)	MAY
26-Jun-2009	PCE Core (MoM)	MAY
26-Jun-2009	PCE Core (YoY)	MAY
26-Jun-2009	U. of Michigan Confidence	JUN F
29-Jun-2009	Chicago Fed Nat Activity Index	MAY
29-Jun-2009	Dallas Fed Manf. Activity	JUN
30-Jun-2009	S&P/CaseShiller Home Price Ind	APR
30-Jun-2009	S&P/CS Composite-20 YoY	APR
30-Jun-2009	Chicago Purchasing Manager	JUN
30-Jun-2009	Consumer Confidence	JUN
30-Jun-2009	NAPM-Milwaukee	JUN

Source: Bloomberg

AGM Schedules – Singapore

Date	Time	Company Name	Venue
24-Jul-09		SIA ENGINEERING CO LTD	Venue and time to be advised
26-Jun-09		KONAMI CORPORATION	Venue and time to be advised
26-Jun-09	11:00 AM	CHEUNG WOH TECHNOLOGIES LTD	23 Tuas South Street 1, Singapore 638033
25-Jun-09	2:00 PM	ASCENDAS INDIA TRUST	Orchard Hotel Singapore, Orchard Ballroom 1, 442 Orchard Road, Singapore 238879

Source: SGX – <http://www.sgx.com>

Holidays

Singapore – 2009

New Year's Day	National Day
Thursday 1-Jan-09	Sunday* 9 August 2009
Chinese New Year	Hari Raya Puasa
Monday 26-Jan-09 & Tuesday 27-Jan-09	Sunday* 20 September 2009
Good Friday	Deepavali
Friday 10 April 2009	Saturday 17 October 2009 **
Labour Day	Hari Raya Haji
Friday 1-May-09	Friday 27 November 2009
Vesak Day	Christmas Day
Saturday 9-May-09	Friday 25-Dec-09

* The following Monday will be a public holiday.

** The Hindu Endowments Board has confirmed that Deepavali in 2009 will fall on 17 October.

Singapore – 2010

New Year's Day Friday 1 January 2010	National Day Monday 9 August 2010
Chinese New Year Sunday* 14 February 2010 & Monday 15 February 2010	Hari Raya Puasa Friday 10 September 2010
Good Friday Friday 2 April 2010	Deepavali Friday 5 November 2010 **
Labour Day Saturday 1 May 2010	Hari Raya Haji Wednesday 17 November 2010
Vesak Day Friday 28 May 2010	Christmas Day Saturday 25 December 2010

* As Chinese New Year falls on Sunday 14 February 2010 and Monday 15 February 2010, the next day, Tuesday 16 February 2010, will be a public holiday.

** The date for Deepavali, 5 November 2010, needs to be checked against the Indian Almanac when it is available. Should there be a change in date, the Ministry of Manpower will issue a press release to announce the change.

This publication is prepared by Phillip Securities Research Pte Ltd ("Phillip Securities Research"). By receiving or reading this publication, you agree to be bound by the terms and limitations set out below.

This publication shall not be reproduced in whole or in part, distributed or published by you for any purpose. Phillip Securities Research shall not be liable for any direct or consequential loss arising from any use of material contained in this publication.

The information contained in this publication has been obtained from public sources which Phillip Securities Research has no reason to believe are unreliable and any analysis, forecasts, projections, expectations and opinions (collectively the "Research") contained in this publication are based on such information and are expressions of belief only. Phillip Securities Research has not verified this information and no representation or warranty, express or implied, is made that such information or Research is accurate, complete or verified or should be relied upon as such. Any such information or Research contained in this publication is subject to change, and Phillip Securities Research shall not have any responsibility to maintain the information or Research made available or to supply any corrections, updates or releases in connection therewith. In no event will Phillip Securities Research be liable for any special, indirect, incidental or consequential damages which may be incurred from the use of the information or Research made available, even if it has been advised of the possibility of such damages.

Any opinions, forecasts, assumptions, estimates, valuations and prices contained in this material are as of the date indicated and are subject to change at any time without prior notice.

Non-applicability of Section 27 of the Financial Advisers Act (Cap. 110) of Singapore and the MAS Notice on Recommendations on Investment Products

Section 27 of the Financial Advisers Act (Cap. 110) of Singapore and the MAS Notice on Recommendations on Investment Products (FAA-N01) do not apply in respect of this publication.

This material is intended for general circulation only and does not take into account the specific investment objectives, financial situation or particular needs of any particular person. The products mentioned in this material may not be suitable for all investors and a person receiving or reading this material should seek advice from a financial adviser regarding the suitability of such products, taking into account the specific investment objectives, financial situation or particular needs of that person, before making a commitment to invest in any of such products.

This publication should not be relied upon as authoritative without further being subject to the recipient's own independent verification and exercise of judgment. The fact that this publication has been made available constitutes neither a recommendation to enter into a particular transaction nor a representation that any product described in this material is suitable or appropriate for the recipient. Recipients should be aware that many of the products which may be described in this publication involve significant risks and may not be suitable for all investors, and that any decision to enter into transactions involving such products should not be made unless all such risks are understood and an independent determination has been made that such transactions would be appropriate. Any discussion of the risks contained herein with respect to any product should not be considered to be a disclosure of all risks or a complete discussion of such risks.

Nothing in this report shall be construed to be an offer or solicitation for the purchase or sale of a security. Any decision to purchase securities mentioned in this research should take into account existing public information, including any registered prospectus in respect of such security.

Disclosure of Interest

Phillip Securities Research, or persons associated with or connected to Phillip Securities Research, may provide an array of financial services to a large number of corporations in Singapore and worldwide, including but not limited to commercial / investment banking activities (including sponsorship, financial advisory or underwriting activities), corporate banking or securities trading activities. Phillip Securities Research, or persons associated with or connected to Phillip Securities Research, may have participated in or invested in financing transactions with the issuer(s) of the securities mentioned in this publication, and may have performed services for or solicited business from such issuers. Additionally, Phillip Securities Research, or persons associated with or connected to Phillip Securities Research, may

have provided significant advice or investment services to such companies and investments or related investments as may be mentioned in this publication.

To the extent permitted by law, Phillip Securities Research, or persons associated with or connected to Phillip Securities Research, may at any time engage in any of the above activities as set out above or otherwise hold a material interest in respect of companies and investments or related investments which may be mentioned in this publication. Accordingly, information may be available to Phillip Securities Research, or persons associated with or connected to Phillip Securities Research, which is not reflected in this material, and Phillip Securities Research, or persons associated with or connected to Phillip Securities Research may, to the extent permitted by law, have acted upon or used the information prior to or immediately following its publication. Phillip Securities Research, or persons associated with or connected to Phillip Securities Research, may have issued other material that is inconsistent with, or reach different conclusions from, the contents of this material.

Availability

The information, tools and material presented herein are not directed, intended for distribution to or use by, any person or entity in any jurisdiction or country where such distribution, publication, availability or use would be contrary to the applicable law or regulation or which would subject Phillip Securities Research to any registration or licensing or other requirement, or penalty for contravention of such requirements within such jurisdiction.

© 2009 Phillip Securities Research Private Limited

Regional Member Companies

<p>SINGAPORE</p>	<p>Phillip Securities Pte Ltd Raffles City Tower 250, North Bridge Road #06-00 Singapore 179101 Tel : (65) 6533 6001 Fax : (65) 6535 6631 Website : www.poems.com.sg</p>
<p>HONG KONG</p>	<p>Phillip Securities (HK) Ltd 11/F United Centre 95 Queensway, Hong Kong Tel : (852) 2277 6600 Fax : (852) 2868 5307 Website : www.poems.com.hk</p>
<p>THAILAND</p>	<p>Phillip Securities (Thailand) Public Co Ltd 15/F, Vorawat Building 849 Silom Road Bangkok Thailand 10500 Tel : (622) 635 7100 Fax : (622) 635 1616 Website : www.poems.in.th</p>
<p>MALAYSIA</p>	<p>Phillip Capital Management Sdn Bhd B-2-6 Megan Avenue II 12 Jalan Yap Kwan Seng 50450 Kuala Lumpur Tel : (603) 2166 8099 Fax : (603) 2166 5099 Website : www.poems.com.my</p>
<p>CHINA</p>	<p>Phillip Financial Advisory (Shanghai) Co. Ltd No 550 Yan An East Road, Ocean Tower Unit 2318, Postal code 200001 Tel: (86-21) 51699200 Fax: (86-21) 63512940 Website: www.phillip.com.cn</p>
<p>JAPAN</p>	<p>PhillipCapital Japan K.K. Nagata-cho Bldg., 8F, 2-4-3 Nagata-cho, Chiyoda-ku, Tokyo Tel : (81) 03 3666 2101 Fax : (81) 03 3664 0141 Website : www.phillip.co.jp</p>
<p>UNITED KINGDOM</p>	<p>King & Shaxson Ltd 6th Floor, Candlewick House 120 Cannon Street London EC4N 6AS Tel : (44) 207 426 5950 Fax : (44) 207 626 1757 Website : www.kingandshaxson.com</p>